

STRUCTURAL RIVET

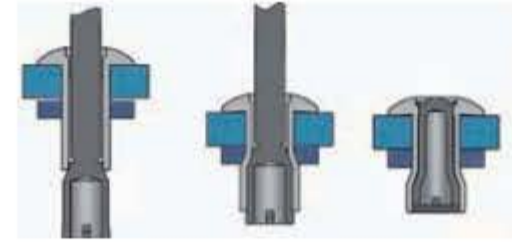
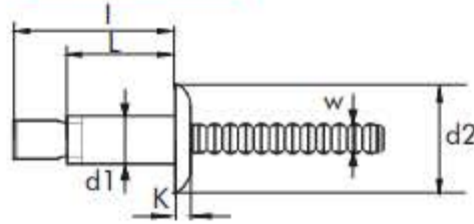
Dome head


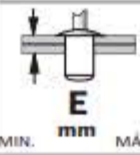




ALUMINIUM/ALUMINIUM



BODY: Aluminium Al Mg 5

MANDREL: Aluminium



d1 Ø mm	L Nominal mm	 mm	d2 Ø mm	K mm	W Ø mm	PACKAGING		I Max. mm	 E mm MIN. MÁX.	 (N)	 (N)	REFERENCE
						 Inner	 Outer					
4,8	10,3	4,90-5,10	9,60	1,70	3,00			18,5	1,5 - 6,8	2900	2550	G180100 4810
	13,5											
6,5	14,0	6,60-7,00	13,00	2,50	4,00			25,0	1,0 - 9,5	6000	4200	G180100 6514
	20,0											

Tests according to EN ISO 14589



Note: This product needs to be set with a special nosepiece.

STRUCTURAL RIVET

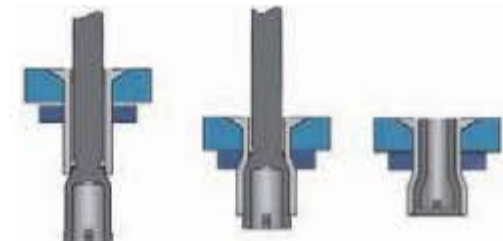
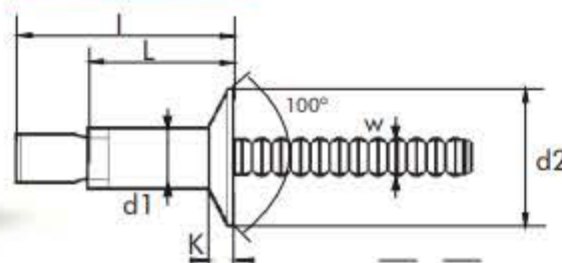
Countersunk head 100°


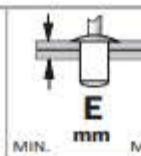




ALUMINIUM/ALUMINIUM



BODY: Aluminium Al Mg 5

MANDREL: Aluminium



d1 Ø mm	L Nominal mm	 mm	d2 Ø mm	K mm	W Ø mm	PACKAGING		I Max. mm	 E mm MIN. MÁX.	 (N)	 (N)	REFERENCE	
						 Inner	 Outer						
6,5	16,5	6,60-7,00	10,10	1,50	4,00			1.000	26,5	3,2 - 12,0	6000	4200	G180200 6516

Tests according to EN ISO 14589



Note: This product needs to be set with a special nosepiece.

