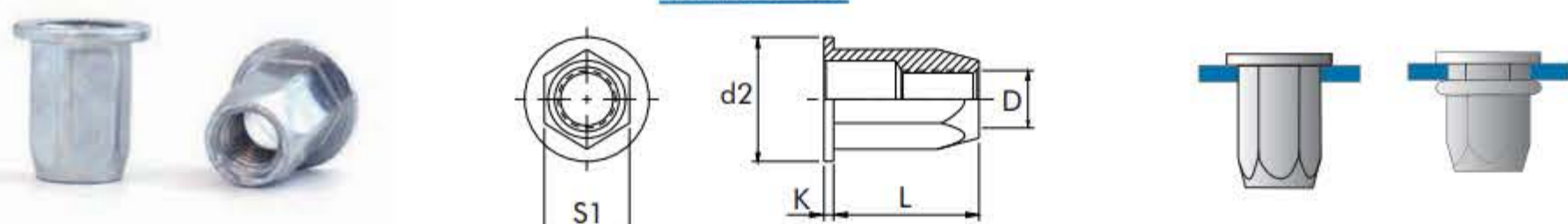


## HEXAGON INSERT NUT

Large head - open end

**STEEL**

Steel Zincplated A3K



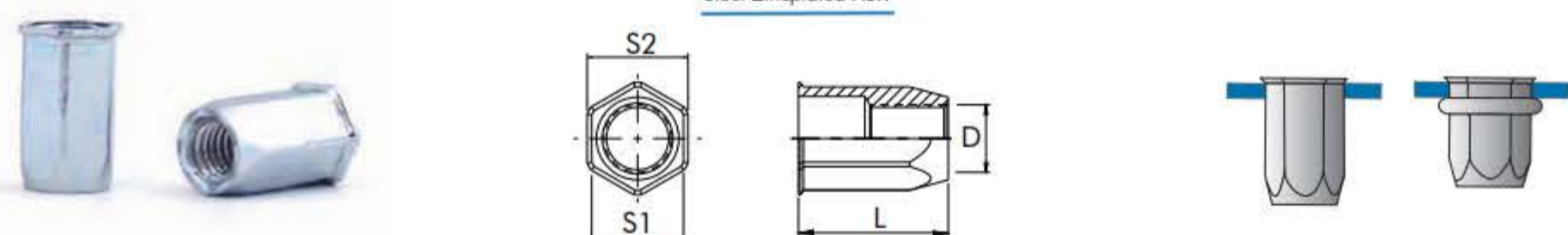
D	E MIN. mm MAX.	L Nominal mm	S1 Ø mm	d2 Ø mm	K mm	mm	PACKAGING		(N)	(N)	(Nm)	REFERENCE
							Inner	Outer				
M 4	0,5 - 2,0	10,00	5,90	9,00	1,00	6,10	500	4.000	3400	7900	4,8	0311104006
M 5	0,5 - 3,0	13,00	6,90	10,00	1,00	7,10	500	4.000	4900	9800	6,5	0311105007
M 6	0,5 - 3,0	14,20	8,90	13,00	1,50	9,10	250	2.000	7100	22000	22,0	0311106009
M 8	0,5 - 3,0	16,50	10,90	16,00	1,50	11,10	250	1.500	9600	29800	40,0	0311108011
	3,0 - 5,5	19,50					200	1.200				0311118011
M 10	1,0 - 3,5	19,50	12,90	19,00	2,00	13,10	150	900	12600	43300	88,0	0311101013
M 12	1,0 - 4,0	25,00	16,00	23,00	2,00	16,10		500	19100	>57800	115,0	0311101216

## HEXAGON INSERT NUT

Reduced head - open end

**STEEL**

Steel Zincplated A3K



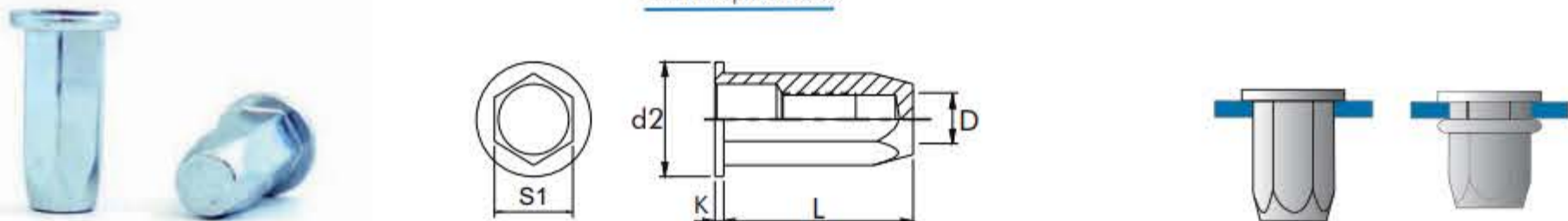
D	E MIN. mm MAX.	L Nominal mm	S1 Ø mm	S2 Ø mm	mm	PACKAGING		(N)	(N)	(Nm)	REFERENCE
						Inner	Outer				
M 4	0,5 - 2,0	11,00	5,90	6,60	6,10	500	4.000	3400	7900	4,1	0311204006
M 5	0,5 - 3,0	14,00	6,90	8,00	7,10	500	4.000	4900	9800	6,5	0311205007
	3,0 - 5,5	16,50				500	3.000				0311215007
M 6	0,5 - 3,0	16,00	8,90	9,80	9,10	500	3.000	7500	19100	12,0	0311206009
	3,0 - 5,5	18,50				500	3.000				0311216009
M 8	0,5 - 3,0	18,00	10,90	11,80	11,10	250	1.500	8000	27600	36,3	0311208011
	3,0 - 5,5	20,50					1.000				G311218011
M 10	0,5 - 3,5	22,00	12,90	14,00	13,10	150	900	10500	42500	70,0	0311201013
	3,5 - 6,0	24,00					500				G311211013
M 12	1,0 - 4,0	25,00	16,00	17,50	16,10	100	600	17200	57800	98,0	0311201216
	4,0 - 8,0	28,00					300				G311281216

## HEXAGON INSERT NUT

Large head - closed end

**STEEL**

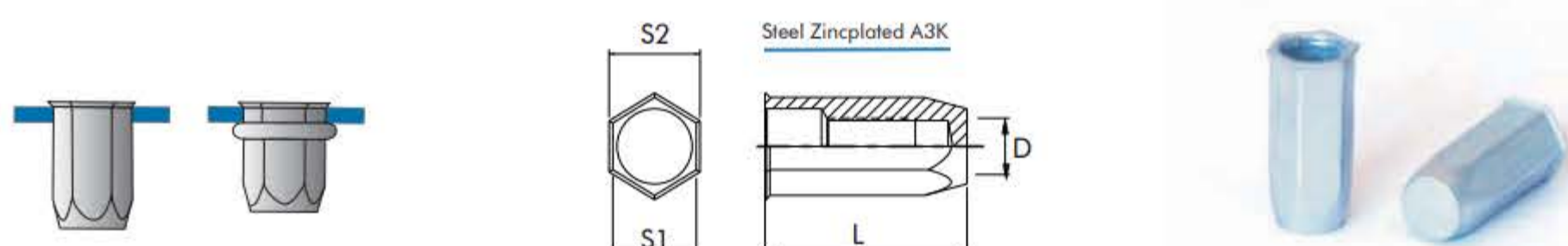
Steel Zincplated A3K



D	E mm	L Nominal mm	S1 Ø mm	d2 Ø mm	K mm	mm	PACKAGING		(N)	(N)	(Nm)	REFERENCE
							Inner	Outer				
M 5	0,5 - 3,0	19,00	6,95	10,00	1,10	7,10	500	3.000	4900	9300	6,8	0311405007
M 6	0,5 - 3,0	21,50	8,95	13,00	1,50	9,10	250	1.500	7100	19100	19,0	0311406009
M 8	0,5 - 3,0	24,50	10,95	16,00	1,50	11,10	150	900	9600	29800	40,0	0311408011
M 10	1,0 - 3,5	31,00	12,95	19,00	2,00	13,10		500	12600	43000	70,0	G311401013

**STEEL**

**HEXAGON INSERT NUT**  
Reduced head - closed end



D	E MIN. mm MAX.	L Nominal mm	S1 Ø mm	S2 Ø mm	mm	PACKAGING		(N)	(N)	(Nm)	REFERENCE
						Inner	Outer				
M 5	0,5 - 2,0	20,00	6,95	8,00	7,10	500	3.000	4900	9800	8,0	0311705007
M 6	0,5 - 3,0	22,00	8,95	10,0	9,10	250	1.500	7100	19100	12,0	0311706009