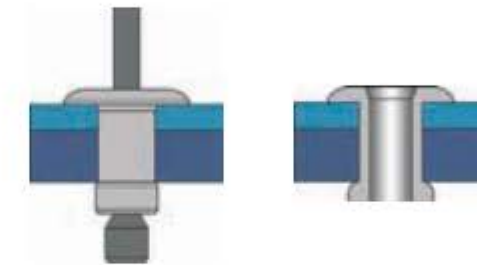
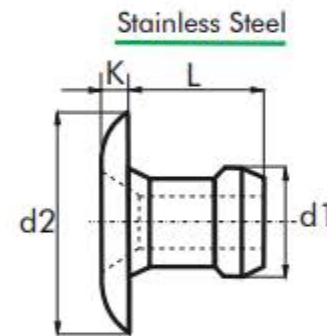



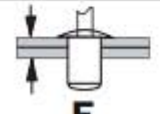




SPEED RIVET BSR

Dome head

STAINLESS STEEL A2



d1 Ø m/m	L Nominal m/m	 m/m	d2 Ø MIN. m/m MÁX.	K m/m	 Nºpieces	PACKAGING  Outer	 E m/m MIN. MÁX.	 (N)	 (N)	REFERENCE
3,2	4,3	3,27-3,34	5,8 6,4	1,00	58	30.000	1,20 - 2,40	1300	2000	G1570003204
	5,3				48	25.000	2,20 - 3,40			G1570003205
	6,3				42	20.000	3,20 - 4,40			G1570003206
4,0	4,9	3,97-4,04	7,5 8,0	1,00	52	23.000	1,60 - 2,90	2400	3500	G1570004004
	5,4				44	20.000	2,20 - 3,40			G1570004005
	5,9				44	20.000	2,70 - 3,90			G1570004006
	6,9				38	17.000	3,70 - 4,90			G1570004007
4,8	5,4	4,85-4,93	9,0 9,6	1,20	46	15.000	1,70 - 3,30	3500	5100	G1570004805
	6,1				42	15.000	2,10 - 3,90			G1570004806
	7,3				36	13.000	3,70 - 5,20			G1570004807

Note: This range is manufactured under request.

