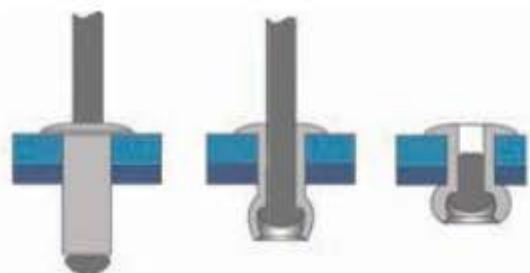


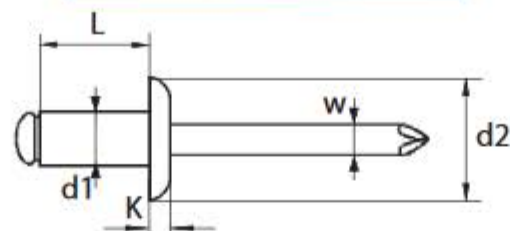
ALUMINIUM/STEEL


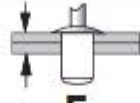




SOFT MATERIALS RIVET

Dome head



BODY: Aluminium Al Mg 3,5
MANDREL: Steel Zincplated A1K



d1 Ø mm	L Nominal mm	 mm	d2 Ø mm	K mm	W Ø mm	PACKAGING		 E mm MIN. MAX.	 (N)	 (N)	REFERENCE
						 Inner	 Outer				
4,0	6	4,10	8,00	1,40	2,20	4.000		1,5 - 3,0	1200	1800	G1350004006
	8					4.000		3,0 - 5,0			G1350004008
	10					4.000		5,0 - 6,5			G1350004010
	12					4.000		6,5 - 8,5			G1350004012
	14					4.000		8,5 - 10,5			G1350004014
	16					4.000		10,5 - 12,5			G1350004016
	18					4.000		12,5 - 14,5			G1350004018
	20					4.000		14,5 - 16,5			G1350004020
4,8	6	4,90	9,50	1,50	2,73	4.000		0,5 - 3,0	2000	2700	G1350004806
	8					3.500		3,0 - 4,5			G1350004808
	10					3.500		4,5 - 6,0			G1350004810
	12					3.000		6,0 - 8,0			G1350004812
	14					2.500		8,0 - 10,0			G1350004814
	16					2.500		10,0 - 12,0			G1350004816
	18					2.000		12,0 - 14,0			G1350004818
	21					2.000		14,0 - 17,0			G1350004821
	24					1.500		17,0 - 20,0			G1350004824
	27					1.500		20,0 - 23,0			G1350004827
	30					1.000		23,0 - 25,0			G1350004830
	32					1.000		25,0 - 27,0			G1350004832
5,0	10	5,10	8,00	1,10	2,65	3.500		4,5 - 6,0	2250	3000	G1350005010
	14					2.500		8,0 - 10,0			G1350005014
	16					2.500		10,0 - 12,0			G1350005016
	25					1.500		16,0 - 21,0			G1350005025
	30					1.500		21,0 - 25,0			G1350005030
6,0	18	6,10	12,00	1,50	3,20	1.500		11,0 - 13,0	2500	3300	G1350006018

Tests according to EN ISO 14589

