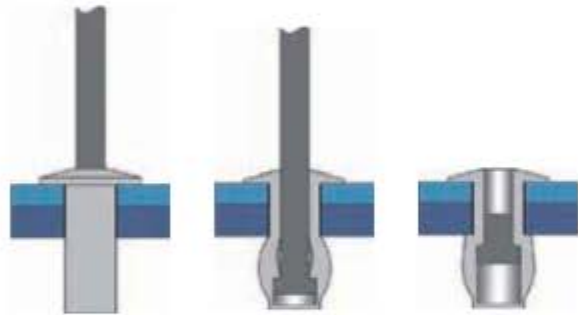


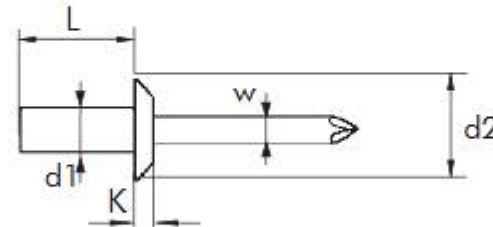
ALUMINIUM/ALUMINIUM

SEALED RIVET







Dome head



BODY: Aluminium
MANDREL: Aluminium



UNE - EN ISO 15975

d1 Ø mm	L Nominal mm	 mm	d2 Ø mm	K mm	W Ø mm	PACKAGING		 E mm MIN. MÁX.	 (N)	 (N)	REFERENCE
						 Inner	 Outer				
3,2	8,0	3,30	6,40	1,00	1,80	500	4.000	0,5 - 2,0	460	540	01190003208
	9,5					500	4.000	2,0 - 5,0			01190003209
	11,0					500	4.000	5,0 - 6,5			01190003211
4,0	9,5	4,10	7,90	1,40	2,20	500	4.000	3,5 - 5,0	720	760	01190004009
	12,5					500	3.000	5,0 - 8,0			01190004012
4,8	9,5	4,90	9,30	1,70	2,65	500	3.000	3,5 - 5,0	1000	1400	01190004809
	11,5					500	3.000	5,0 - 6,5			01190004811
	12,5					250	2.000	6,5 - 8,0			01190004812
	14,5					250	2.000	8,0 - 9,5			01190004814
	18,0					250	1.500	9,5 - 13,0			01190004818

Tests according to EN ISO 14589

