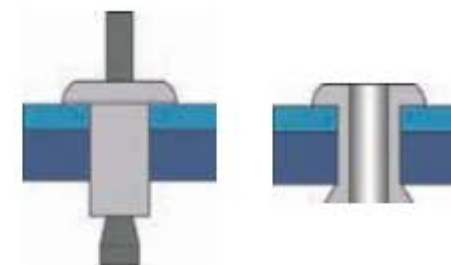
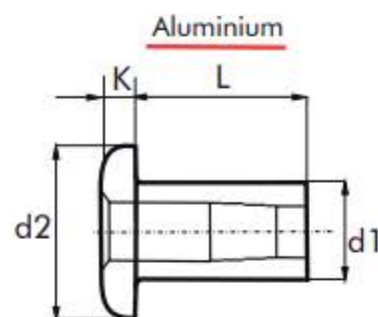


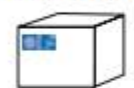
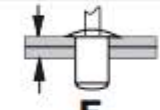




SPEED RIVET BSV

Dome head

ALUMINIUM



d1 Ø m/m	L Nominal m/m	 m/m	d2 Ø		K m/m	 Nºpieces	PACKAGING  Outer	 E m/m	 (N)	 (N)	REFERENCE
			MIN. m/m	MÁX. m/m							
3,2	3,2	3,30-3,35	4,9	5,5	1,20	70	30.000	0,50 - 1,60	500		G1510003203
	4,8					51	25.000	1,60 - 3,20			G1510003205
	6,4					38	20.000	3,20 - 4,80			G1510003206
	7,9					32	17.000	4,80 - 6,40			G1510003207
	9,5					27	15.000	6,40 - 7,90			G1510003209
	11,1					23	12.000	7,90 - 9,50			G1510003211
4,0	4,8	4,10-4,15	5,9	6,5	1,50	46	20.000	1,60 - 3,20	700		G1510004004
	6,4					38	17.000	3,20 - 4,80			G1510004006
	7,9					34	15.000	4,80 - 6,40			G1510004007
	9,5					27	12.000	6,40 - 7,90			G1510004009
	11,1					23	9.000	7,90 - 9,50			G1510004011
4,8	5,6	4,85-4,95	8,3	8,9	1,80	38	13.000	1,60 - 3,20	1000		G1510004805
	7,2					33	12.000	3,20 - 4,80			G1510004807
	8,8					28	10.000	4,80 - 6,40			G1510004808
	10,3					24	9.000	6,40 - 7,90			G1510004810
	11,9					22	8.000	7,90 - 9,50			G1510004811

Note: This range is manufactured under request.

