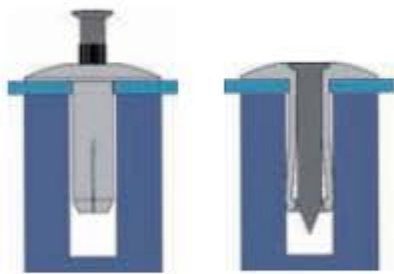


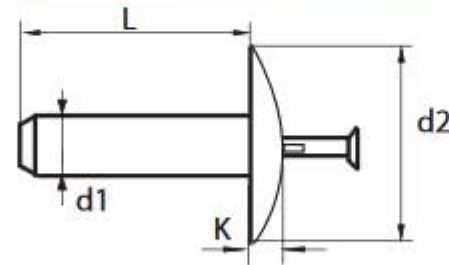
ALUMINIUM/STAINLESS STEEL






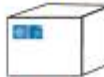
DRIVE RIVET Large head



BODY: Aluminium Al Mg 3

MANDREL: Stainless Steel/Inox 304



d1 Ø mm	L Nominal mm	 mm	d2 Ø mm	W Ø mm	PACKAGING		 E mm MIN. MAX.	 (N)	 (N)	REFERENCE
					 Inner	 Outer				
4,8	7,6	5,0(+0,2)	16,00	1,50		3.000	2,9 - 4,4	3500	1900	G1509004808
	10,2					3.000	4,4 - 7,0		G1509004810	
	12,7					3.000	7,0 - 9,5		G1509004813	
	15,3					3.000	9,5 - 12,1		G1509004815	
	17,8					2.500	12,1 - 14,6		G1509004818	
	20,3					2.000	14,6 - 17,1		G1509004820	
	22,9					2.000	17,1 - 19,7		G1509004823	
	25,4					2.000	19,7 - 22,2		G1509004825	
	27,9					2.000	22,2 - 24,8		G1509004828	
	30,4					1.500	24,8 - 26,5		G1509004830	
	35,0					1.500	29,1 - 31,5		G1509004835	
	40,0					1.500	34,1 - 36,5		G1509004840	
	50,0					1.000	44,2 - 46,5		G1509004850	

