



67 Concealed Pull

Surface mount

- Flush mounting

Material and Finish

10 series: Plastic, black or zinc alloy, black or silver

20 & 40 series:

Handle: Aluminum, silver or black powder coated

Housing and bushing: Plastic, black

Screws: Stainless steel, passivated

Performance Details

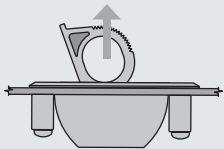
Maximum static load:

10 series: 620 N (140 lbf) - plastic

10 series: 1100 N (250 lbf) - metal

20 series: 440 N (100 lbf)

40 series: 580 N (130 lbf)



Flammability rating:

Housing & bushing: UL94-HB

Handle (10 Series plastic only):

UL94-V2

Installation Notes

Thread forming screw (M4 x 0.7 (10 series metal) M4.2 x 1.4 (all other versions)) supplied for door thickness 6.4 (.25) Maximum.

For thicker doors calculate screw length using the following formula:
Door thickness + 10 (.40)

Notes

Maximum tightening torque of mounting screws:

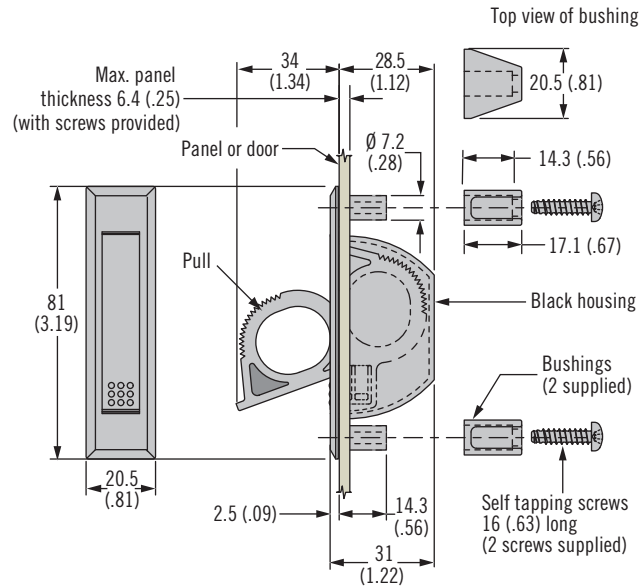
All versions except 10 series metal:

0.5 N•m (5 in•lbf)

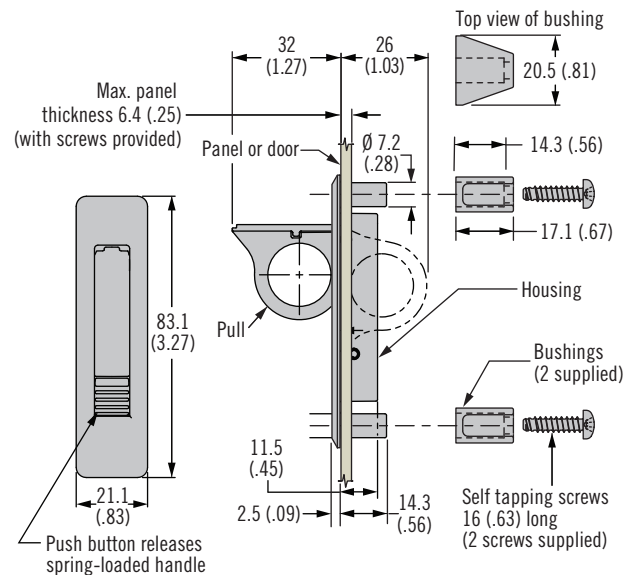
10 series metal version:

2.5 N•m (18 in•lbf)

10 Series - Plastic



10 Series - Metal with Push Button Handle Release



Other options available. For complete details on variety, part numbers, installation and specification, go to



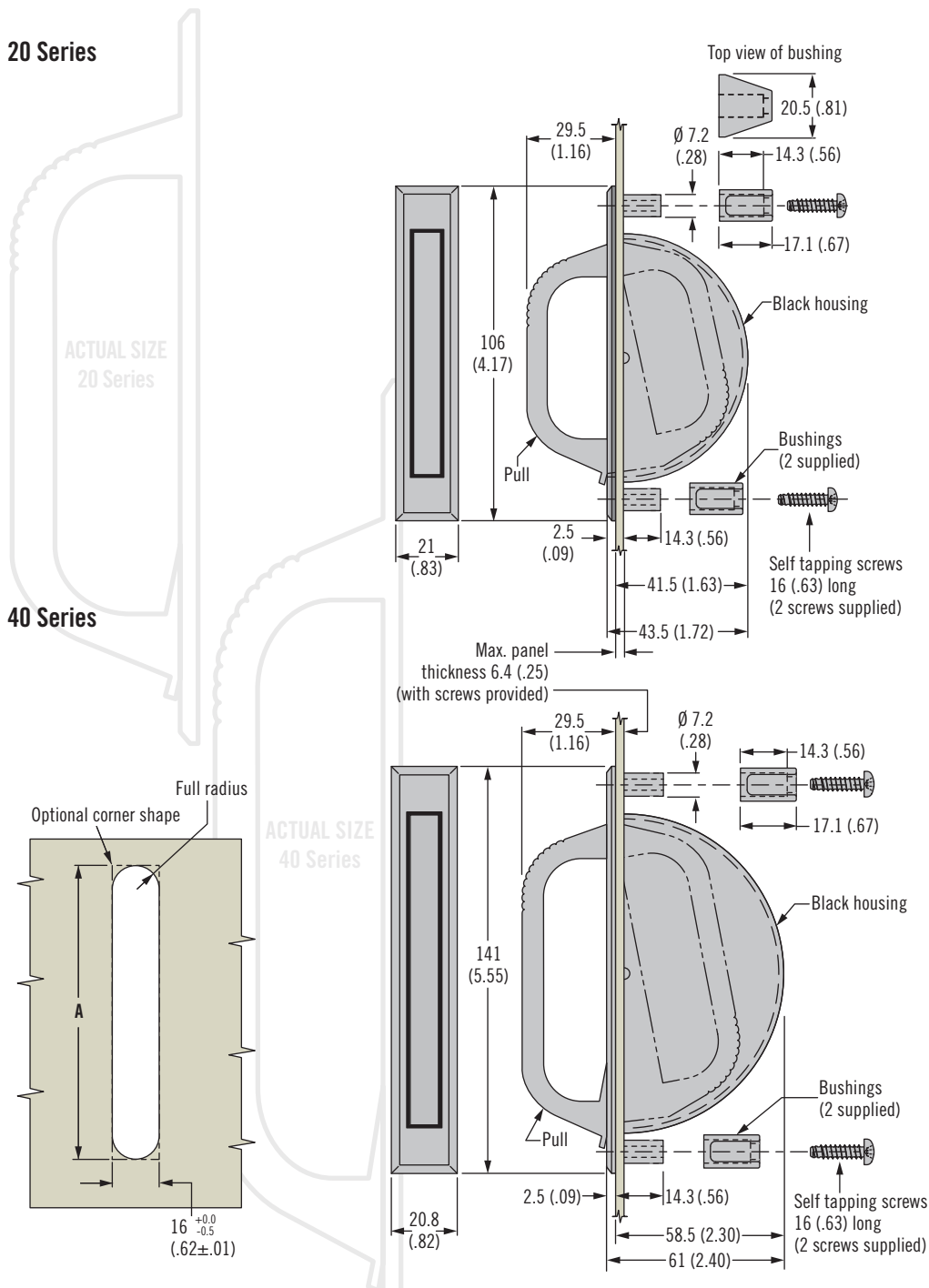
www.southco.com/67

Dimensions in millimeters (inch) unless otherwise stated

southco
CONNECT · CREATE · INNOVATE

20 Series

40 Series



Series	Part Number		Installation
	Silver Handle	Black Handle	A
10-Plastic	~	67-10	76 ^{+1.0} _{-0.0} (3.00 ⁺⁰⁴ ₋₀₀)
10-Metal	67-14	67-12	77.5 ^{+1.0} _{-0.0} (3.05 ⁺⁰⁴ ₋₀₀)
20	67-27	67-25	102 ^{+1.0} _{-0.0} (4.00 ⁺⁰⁴ ₋₀₀)
40	67-47	67-45	136 ^{+1.0} _{-0.0} (5.35 ⁺⁰⁴ ₋₀₀)

Part Number

See table

Other options available. For complete details on variety, part numbers, installation and specification, go to



www.southco.com/67